


Umrah




A few virtues...

Abu Hurairah (RA) reports:

"Whoever performs the Hajj and commits no lustful act during it nor disobeys Allah shall return from it as pure and sinless as he was at the time of his birth." Bukhari & Muslim

Abu Hurairah (RA) narrates from the Apostle of Allah that:

"From one Umrah to another becomes an atonement for the sins committed during the period intervening between them and the reward on Hajj-e-Mabroor is paradise itself and nothing less." Bukhari & Muslim



A few virtues...

Abdullah Ibn Masud reports that the Apostle of Allah said:

"Perform the Hajj and Umrah again and again for both the Hajj and the Umrah remove poverty and sins in the same way as the furnace removes the impurities of gold, silver and iron and there is no lesser recompense on a pure and sincere Hajj than paradise".
Tirmizi & Nasai



A few virtues...

Abu Hurairah reports that the Apostle of Allah said:

"Those who make the pilgrimage for the Hajj or Umrah are the guests of God. The petitions they make will be granted and if they seek deliverance from sins, their sins will be forgiven." Ibn-Maja

It is related by Abdullah ibn Umar that the Apostle of Allah said:

"When you meet anyone who has performed Hajj, greet him, shake hands with him, and beseech him to pray for the forgiveness of your sins before he reaches his home, for he is in the state that decision of forgiveness has been taken for him (and it is confidently expected that his supplication will be accepted)." Musnad Ahmed



Preparation from home...

- You have been invited as the guests of Allah, to visit his house.
- This is an opportunity for you to purify your mind, body and soul...try to make the most of it.

**Prepare yourselves not only materially
but mentally and spiritually**

- The most important provision is relying on Allah.
‘For verily the best provision is piety (the fear of Allah.)’

... وَمَاتَفْعَلُوا مِنْ خَيْرٍ يَعْلَمُهُ اللَّهُ وَتَكْرَدُوا
فَإِنَّ خَيْرَ الْبَرِّ خَيْرُ الْأَرْبَابِ الْأَتَقِينَ

"..And whatever good you do - Allah knows it. And take provisions, but indeed, the best provision is piety (fear of Allah). And fear Me (pious to Me) O you of understanding."

QURAN 2:197

Spiritual & Mental Preparation...

- Relieve yourself of any obligations that you have on others. Be this in the form of debts or otherwise.
- If you possess something belonging to someone else, then make sure that this is also returned to the owner as soon as possible.
- You must also relieve yourself from any distress that you have caused in the past to other people, whether you were at fault or not.

It takes a lot of courage to
forgive someone
but it takes an even bigger courage to
ask for forgiveness!

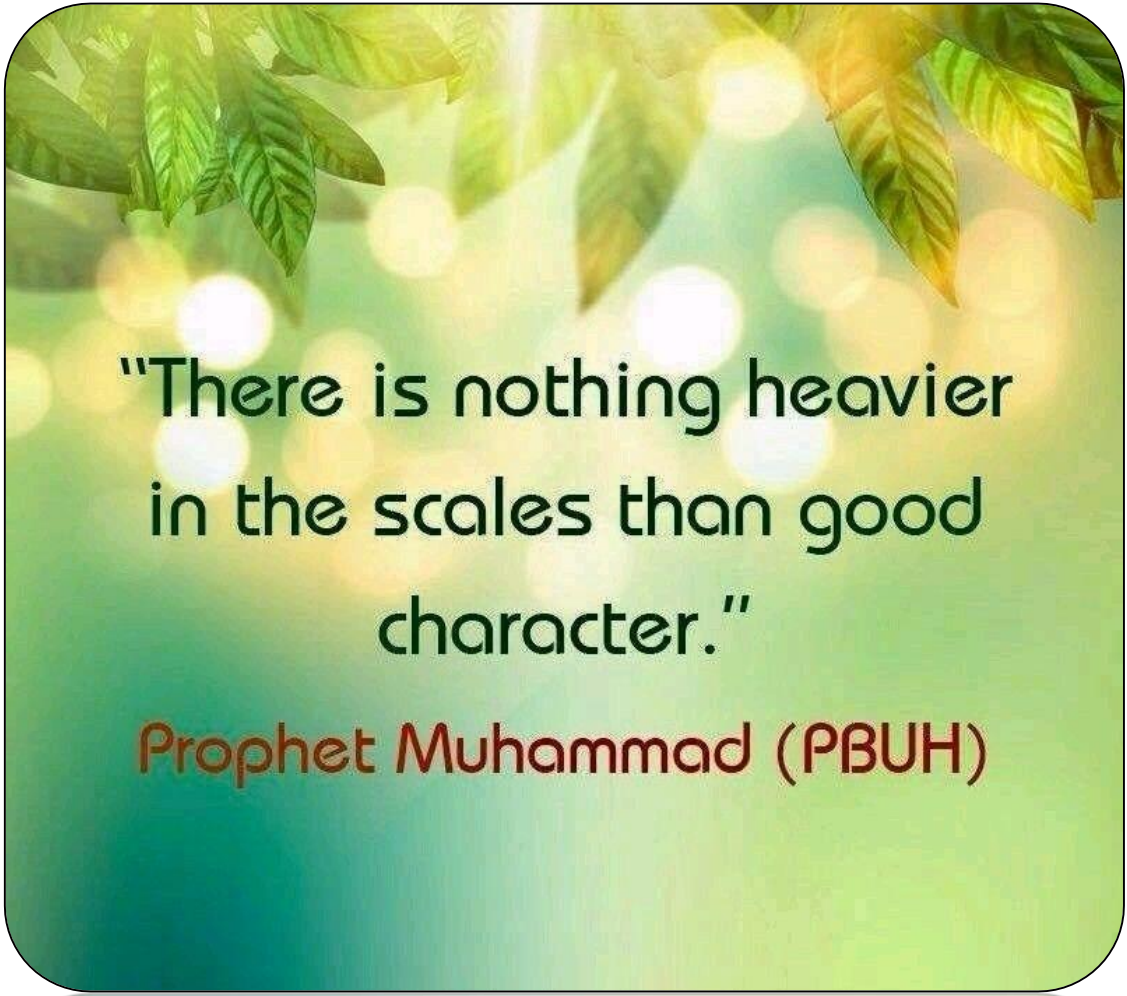
Spiritual & Mental Preparation...

- With preparation also comes writing your will. Can you guarantee your return?
- Make full preparations for the people you are leaving behind you. Ensure, that you have placed them in very good care. In the care of a person, whom you trust, and you can rely on.
- Make sure that your hajj/umrah is performed with halal (lawful) means.



Working on your character...

- Ensure that your company is good. You do not want to be distracted from the worship of Allah towards worldly matters and talk.
- Suppress anger at all times.
- Remain gentle and calm. Do not fall into the trap of rushing to perform your rituals.
- Be helpful to those who are weaker and frailer than you.



"There is nothing heavier
in the scales than good
character."

Prophet Muhammad (PBUH)

Prior to leaving for the airport...

On the day of departure (or night before):

- Take a bath or make wudhu
- Pray 2 rak'ah salaah-ul-haajah. This is **nafl**. Ensure this is not performed at makruh time
- Make dua to Allah to make the journey easy and seek forgiveness for your past sins.
- Give charity before you leave your home.

These actions do NOT enter you into ihraam.

THE PROPHET ﷺ SAID,

Give sadaqah without
delay, for it stands
in the way of
calamity

Tirmidhi

Before you enter Ihraam...

- Read **two rakaats** for Ihraam
 - This can be done at home or at the airport.
 - Read **Surah Kafiroom** in the first rakat and **Surah Ikhlas** in the second rakat.
 - These are **nafl** – no need to pray if you are on your period.



How to enter ihram...

1. Make **intention** of umrah.

- It can be said both verbally or in the heart
- It can be made in any language

اللَّهُمَّ إِنِّي أُرِيدُ الْعُمْرَةَ
فَيَسِّرْهَا لِي وَتَقَبَّلْهَا مِنِّي

“O Allah! I intend to perform Umrah. Please make it easy for me and accept it from me.” Ameen.

2. Recite the **talbiyah** three times.

- Continue to recite the talbiyah, as often as you can remember.
- Women should recite it in a lower tone and men in a louder tone.



Talbiyah

لَبَّيْكَ اللَّهُمَّ لَبَّيْكَ، لَبَّيْكَ لَا شَرِيكَ لَكَ لَبَّيْكَ،
إِنَّ الْحَمْدَ وَالنِّعْمَةَ لَكَ وَالْمُلْكُ لَا شَرِيكَ لَكَ

Labbayk allāhumma labbayk, labbayka lā sharika laka labbayk,
innal hamda wan ni'mata laka wal mulk, lā sharika lak

Translation
"Here I am at Your service, O Allāh, here I am. Here I am,
you have no partner, here I am. Truly, all praise, favours
and sovereignty are Yours. You have no partner."

These actions are **fardh** to enter into ihram.

What if you are on your period?

- You will make niyyah and read the talbiyyah like everyone else.
- You will not read any salaah or Qur'aan, but should do dhikr and make du'aa instead.
- The best dhikr in the state of ihraam is the talbiyyah.
- You will not be able to complete your Umrah until you have finished your period.



When should you enter ihraam?

If you are going to Makkah on a **direct flight**:

- You will enter the state of ihraam by making the intention and reading the talbiyah once you are on the flight.

If it's a **connecting flight** (Paris, Frankfurt)

- You make the intention and read the talbiyah once you're on the connecting flight.

You must be in the state of Ihraam before arriving in Jeddah!

If you are going to **Madina Munawwarah** first:

- If you are going to Madina Munawwarah first, then you will wear your Ihraam from Madina Munawwarah. Not now.



Salaah whilst travelling...

- You will be reading **qasr**.
- The **four** fardh of dhuhr, asr and maghrib salaah will be reduced to **two** fardh.
- If there are no real difficulties, the sunnah and nawafil should still be prayed.
- If you prayed salaah sitting down whilst on the plane, although there is no sin, you will need to **repeat** this salaah.



What is ihraam?

During Ihram, some things that are usually permissible become unlawful, such as:

- Covering the head (men), covering the face (women) If you wear the veil, then a special veil is available which does not touch the face.
- Shaving / cutting the hair
- Cutting nails
- Hunting / killing
- Intercourse.
- Arguing/fighting
- Using scented toiletries, such as toothpaste, shampoo etc.



What is permissible in ihraam?

The following things are permissible in ihram:

- Using an umbrella to take shade
- Wear glasses
- Wearing a money belt
- Having an injection
- Using plasters/bandages
- Wiping the nose with a tissue
- Carrying a backpack
- Miswaak



In Makkah Mukarramah...

- Once you arrive at your hotel, take a rest and sort yourself out. Only when you think you're ready for umrah make whudu or even change your ihraam.

Masjid-e-Haraam:

- Enter the blessed Mosque with the right foot and read the du'aa for entering the masjid
- Lower your gaze until, you begin to see the ka'bah.
- Once the ka'bah comes into sight, read:
'Allahu Akbar Laailaha illah Ilah' three times.



Dua for entering the Masjid

When entering the Masjid enter with your right foot first and recite the dua:
'Allaahummaftah lee abwaaba rahmatik'
(Translation- Oh Allah, Open for me the doors of Your Mercy').

After this make the intention of I'tikaaf by reciting:
'Nawayto sunnatal I'tikaaf'
(Translation- I intend the Sunnah of I'tikaaf).
Inshaa Allah by doing this the spiritual reward for I'tikaaf can be gained.

اللَّهُمَّ افْتَحْ لِي أَبْوَابَ رَحْمَتِكَ

Allaahummaftah lee abwaaba rahmatik

نَوَيْتُ سُنَّةَ الْإِعْتِكَافِ

Nawayto sunnatal I'tikaaf

m_tahir@live.co.uk

Nawayto sunnatal I'tikaaf

The first du'aa...

- Make dua comfortably, taking your time, for surely it will be accepted.

Do not hasten, make the most of this du'aa!!

- Once you have completed your du'aa, continue with the talbiyyah whilst you make your way towards the ka'bah for tawaaf.
- Make sure you keep your shoes with you.
- Thereafter, do idhtibaa (for men only)
This is the revealing of the right shoulder by uncovering it. You cover it up once you have finished the tawaaf.



Tawaaf...

Two **conditions** for tawaaf:

- Be in the state of **whudu**
- Make **intention** (verbally/in the heart)

اللَّهُمَّ إِنِّي أُرِيدُ طَوَافَ بَيْتِكَ الْحَرَامِ فَيَسِّرْهُ لِي وَتَقَبَّلْهُ مِنِّي


“O Allah, I intend to perform Tawaf of the Sacred Mosque, so accept it from me and make it easy for me”

me and make it easy for me”

Tawaaf...

How to perform tawaaf:

- Make the **intention** for tawaf of Umrah before reaching the black stone (Hajar- e- Aswad)
- Once in line with the black stone, face towards it and raise your hands as you would in salat (for men until the ears, for females till the shoulders).
- Read:
Bismillahi allahu akbar wa lillahil hamd
- Then drop both arms.
- At this point, talbiyyah will stop.



The Ka'bah..,


Rukn-e-
yamaani

Door of the
Ka'bah

Hajr-e-
aswad

Hateem

Maqaam-e-
Ibraheem A.S




Tawaaf...

- Lift both arms again, with the palms facing towards hajar-e-aswad and say:

Bismillahi Allahu Akbar

- Threafter, kiss the palms. This is known as **istilaam**.
- Then, turn so that the ka'bah is on your left-hand side.
- Now go around the ka'bah, including the hateem.
- Look down and **DO NOT** face the kabah whilst circulating.
- During the first three rounds, men will perform 'ramal.' This is to walk in quick, soldierly steps lifting the legs forcefully with the chest out.



Tawaaf...

There are no prescribed du'aas for tawaaf. However, you may pray the following:

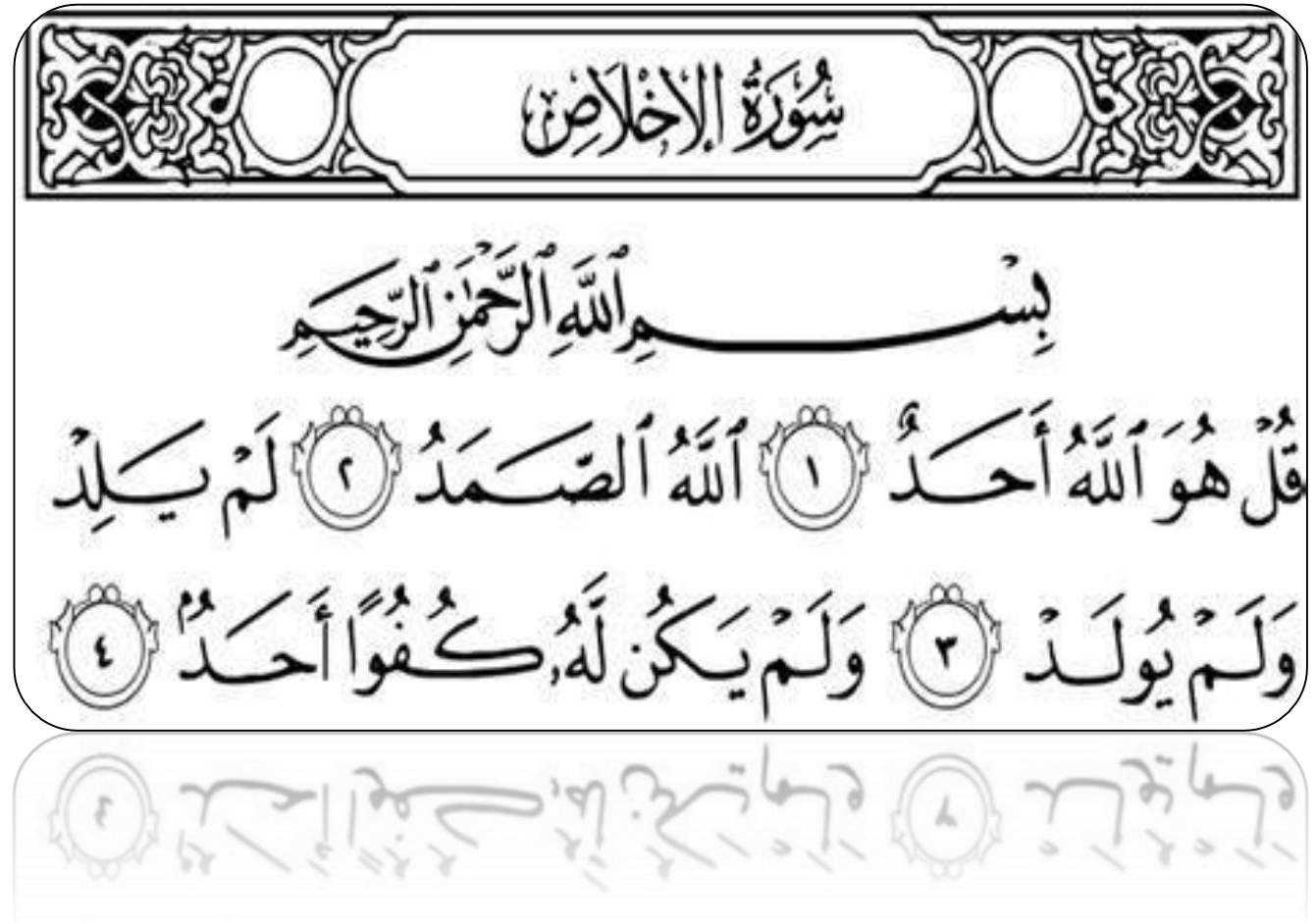
- In the first round recite the first kalimah
- In the second round recite:
 'Subhanallahi wa bi hamdihi subhanallahil azeem.'
- In the third round recite the third kalimah

سُبْحَانَ اللَّهِ وَالْحَمْدُ لِلَّهِ وَلَا إِلَهَ إِلَّا اللَّهُ وَاللَّهُ أَكْبَرُ وَلَا حَوْلَ وَلَا قُوَّةَ إِلَّا بِاللَّهِ الْعَلِيِّ الْعَظِيمِ ۝

آمین یا رب العالمین

Tawaaf...

- In the fourth circuit, recite the fourth kalima
- In the fifth round recite Istighfaar.
- In the sixth round recite Surah Ikhlaas (Qul huwallahu ahad.)
- In the seventh round you may recite; Yaseen, Aayatul Qursi or any dua/zikr.



Tawaaf...

- Once you reach **Rukne-yamani** begin reciting:
rabbana aatina...
- Once you reach the black stone, **ONLY** turn the face towards hajar-e-aswad and perform istilaam. Keep the feet towards the direction of tawaf.
- Likewise perform 7 circuits.

رَبَّنَا آتِنَا فِي الدُّنْيَا حَسَنَةً وَفِي
الْآخِرَةِ حَسَنَةً وَقِنَا عَذَابَ النَّارِ ﴿٢٠١﴾

"Our Lord! Give us in this world that which is good and in the Hereafter that which is good, and save us from the torment of the Fire!"

Quran 2:201

After completing tawaf...

- After tawaaf, perform two rak'aahs **wajib** salaah in the masjid, preferably near maqam-e-ibrahim....as long as it is not makruh time.
- It is **sunnah** to pray **Surah Kafiroom** in the first rakat and **Surah Ikhlas** in the second rakat.
- Finally proceed to the well of zam zam and drink the water to your fill.



Tawaaf & Wudhu...

- If wudhu breaks **prior** to completing 4 rounds, then after fresh wudhu you will start from the beginning.
- If wudhu breaks after you have completed 4 circuits, then you may carry on from where you left off.



Sa'ee between Mount Safaa and Marwaa

- After drinking zam zam water, approach the ka'bah and do Istilaam. This is **mustahab**.
- Wudhu is not required for this rite.
- Climb Safa, until Kabah can be seen, no more than that.
- Make intention:
'O Allah I am performing sa'ee, make it easy for me and accept it from me.'
- Make dua looking at the Kabah, only raise your hands like you would for du'aa and recite three times:
Bismillahi Allahu Akbar
- Start walking towards Marwah.



Sa'ee between Mount Safaa and Marwaa

- Recite the **fourth kalimah**
- Once you reach the green lights recite:

رَبِّ اغْفِرْ وَارْحَمْ إِنَّكَ أَنْتَ الْأَعَزُّ الْأَكْرَمُ

RABBIGH-FIR WARHAM INNAKA ANTAL A-'AZZULAKRAM.


O Lord! Forgive and have Mercy! You are the most mighty, most noble.

- Men will quicken their pace on reaching the green lights. Women must not run at the green lights, they should proceed in their normal pace.
- Safa to Marwa is one circuit.

End of Umrah...

- Then, if possible, read two rakah **mustahab** salah in the vicinity of Masjid-e-haram.
- Finally, to leave her Ihram, the woman will cut an inch of her hair. This act will take her out of ihram. She will wrap the bottom of her hair around her finger and trim that amount.
- It is more virtuous for men to shave their hair.
- Men must ensure that they have at least 25 riyals with them to have their hair shaved.





alhamdulillah


**Alhamdulillah...Your Umrah is now
complete!**

Reading Salaah behind the Imaam...

Hopefully you will be reading your prayers behind the imam in the haram; hence it is important for you to understand how to perform it.

How to read salat behind the imam?

- You make **intention** like normal salat except that you make the addition that you are praying behind the imam. This is **fardh**.
- After the imam says the first takbir, also say takbir then read thana.
- Do **not** recite any portion of the Qur'an be it a salaah where the imam is reading loudly or softly.
- After surah-fatiha say ameen softly.



Reading Salaah behind the Imaam...

- Read the normal tasbeeh of ruku.
- On rising from ruku before going to sajdah read:
Rabbana Lakal Hamd
- In sajdah read the normal tasbeeh.
- In the attahiy-yaat position read the normal prayers.
- Complete the salaah with Salaam like normal.
- When praying behind the imam, you will **not** pray qasr, whether you are traveler or not.

Make sure you do not complete a position before the imam has completed it.




Jumu'ah Salaah...

- Altogether there are 14 rak'aahs in Jumu'ah salaah.
 - 4 sunnat-e-mu'akkadah
 - 2 fardh
 - 4 sunnat-e-mu'akkadah
 - 2 sunnat-e-mu'akkadah
 - 2 nafl

How to read the salat:

- After the first adhaan read 4 sunnat-e-mu'akkadah. *Currently, the adhaan happens before the beginning time of dhuhr. Therefore, do not pray these four rak'aah until after.*
- After the second adhaan listen attentively to the khutbah. Do not talk or read the Qur'aan during the khutbah.
- Thereafter read two fardh behind the imam.
- Finally read the remaining rak'aahs individually.



Janazah (funeral) prayer...

Abu Hurayrah narrates:

Whoever participates in the funeral prayer will receive the reward of two Qeeraats which is the size of mount Uhad.

After the fardh prayer you will hear an announcement. The announcement will determine what type of decease it is. The general word for the deceased is 'mayyit' (singular) 'amwaati' (plural.)

This prayer has no rukus or sajdahs it is read only in the standing position.



How to read Janazah Salaah...

- Make **intention** of reading salat for the deceased behind the imam.
- Then the imam will say the takbeer (allahu akbar) you will raise your hands whilst repeating the takbir.
- Fold your hands like normal on your chest. Then read **THANA**.
- The imam will say another takbir. Repeat the takbir *without* raising your hands. Then read **DUROOD**.
- Then the imam will read a third takbir. Repeat the takbir *without* raising the hands. Then read **'ALLAHUM-MAG FIRLAHUM'** or the relevant prayer.
- Finally, the imam will recite the fourth takbir. Repeat the takbir *without* raising the hands. Then say **SALAAM** by turning your head in both directions. The imam will only turn his head to the right.




How to spend time in Makkah...

- Try and perform all your prayers in Masjidul-Haram.
- Performing tawaaf is far greater than offering nafl (optional) prayers.
- Try and complete an entire Qur'aan or even more throughout your journey.
- Appreciating the beauty of the ka'bah with the intention of reward is also a form of worship.
- Try offering Tahajjud and other prayers if you're not performing tawaaf.



A few virtues of Makkah...

“Verily, the first House (of worship) appointed for mankind was that at Bakkah (former name of Makkah), full of blessing, and a guidance for al-Alameen (the mankind and Jinns). In it are manifest signs (for example), the Maqaam (place) of Ibraheem (Abraham); whosoever enters it, he attains security.” (Surah al-Imran (3): 96-97)



A few virtues of Makkah...

- The Ka'bah was the first house of worship ever to be built on the face of this earth.
- The reward of salat in Masjidul Haram is multiplied by a **hundred thousand**.
- Makkah was very beloved to the Prophet. When Prophet Muhammad (peace be upon him) was migrating from Makkah to Madinah, he turned his face towards Makkah and said, "Makkah I love you and I know you love me but your people have forced me to leave you."
- This is the city where our Prophet Muhammad (Peace be upon him) was born and raised. This is the city where he first declared that Allah has made him the last messenger and prophet for entire mankind.

